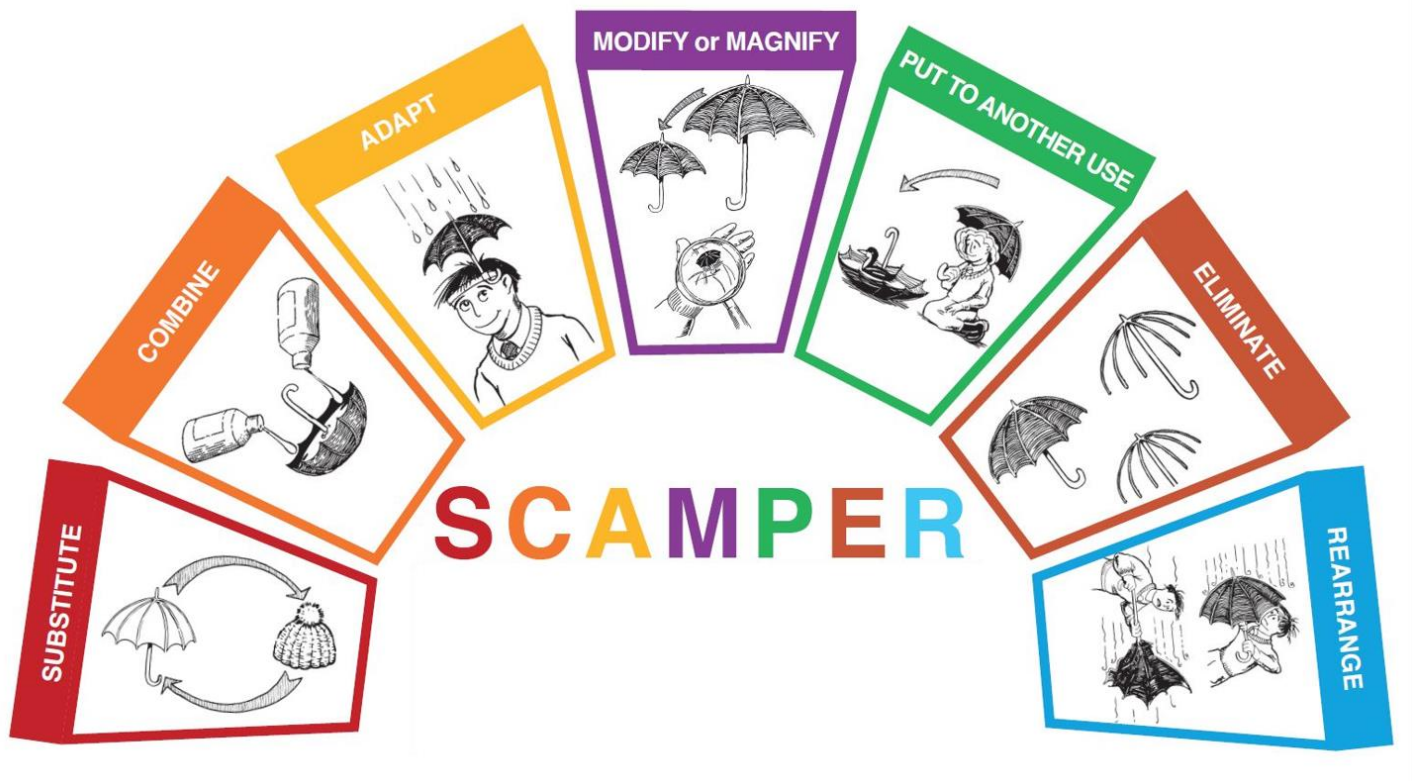
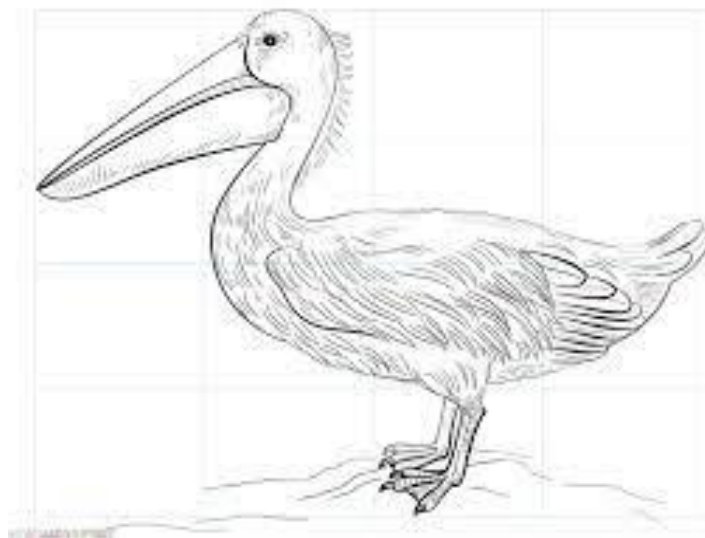




You can create a creature by using the SCAMPER strategy!
First, list 5-10 wild and or mythical animals that interest you.
Next, choose 2 or 3 to incorporate into your creature.




Look up pictures of each animal you'd like to include and sketch the parts of that animal that will be part of your creation!

For example, I would like to include a bear, an alligator, and a pelican to make up my creature.



Now, I will sketch parts of each to make my design.

When you finish, add color. You can even glue it on thick paper or an index card before you cut it, then add a piece of folded index card paper to the back to make it stand up!



Next, name your new species.

What does it eat?

What is it's habitat?

What special features does it have that help it adapt and survive?

Have fun using recyclables, paper, and whatever else you can find to build a habitat for your new friend!



This free online site may give you some ideas!

https://switchzoo.com/newzoo/bear_habitat.html